

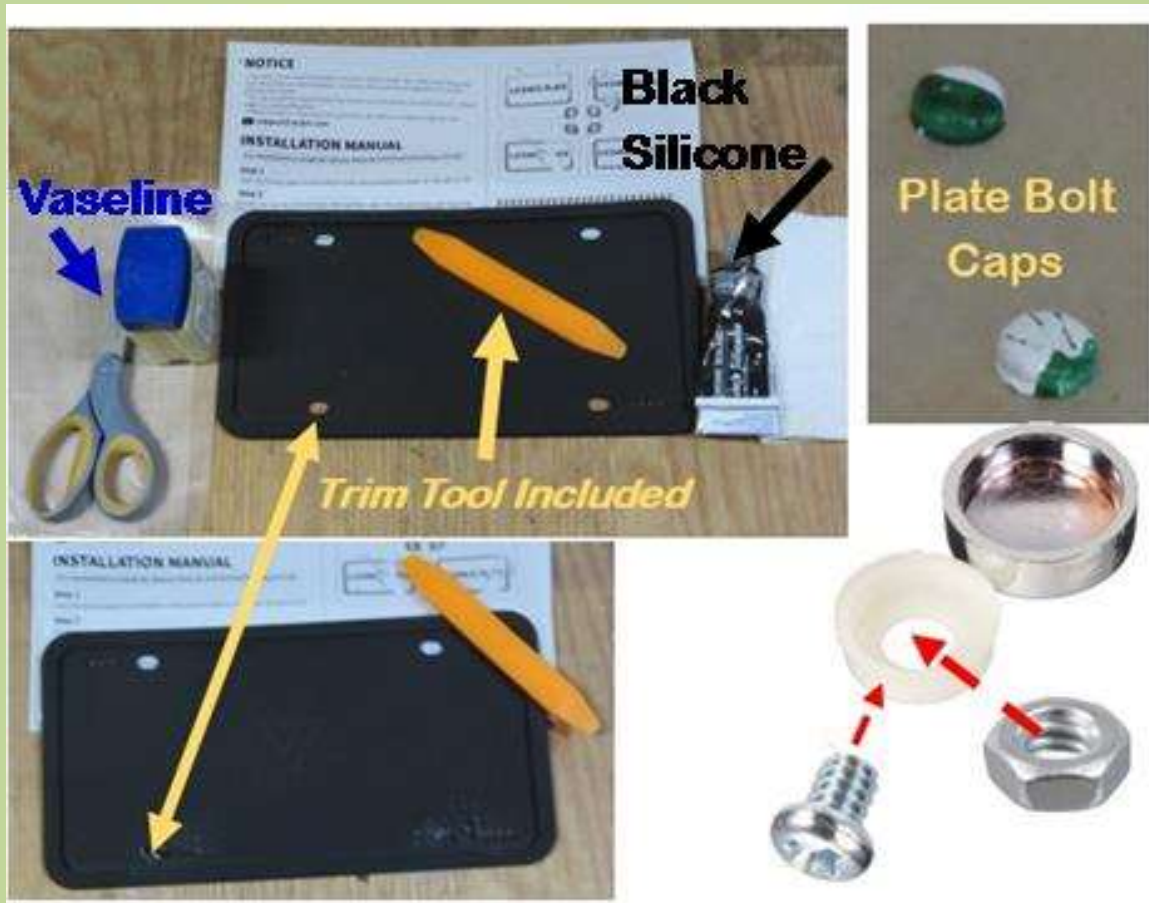
License Plate: E-Ray, C8, C7 Grand Sport and C7 Z51

For The E-Ray: Needed a new Frame as the 2020 C8 Aluminum Frame did not fit the wide body. Liked it. So did the New Owner!

Andy Bump said he used a Silicone perimeter frame. It protects the car from scratches and fits SC Plate Frame Law! Great idea.

It could use the “bolt caps” that match the SC plate made for my prior C7 Grand Sport and C7 Z51. The painted caps cover the 2 bolts holding the plate and 2 faux bolts covering the bottom plate holes:

Bought this AUJEN silicone plate holder from Amazon. It has 4 holes if needed but the E-Ray only uses the top two. So the faux cap bolts that protrude under the plate don't scratch the car filled the holes on the frame with black silicone from a tube! Placed the perimeter holder over wax paper coated with Vaseline so silicone didn't stick!



Installed the bolt and faux bolt cap holders used for my two C7's I had painted to match the SC Personalized plate. See pics below.

Selected: **A**ll **W**heel **D**rive **H**ybrid **E**lectric **V**ehicle



But SC finally has a new Personalized plate style compared to using up old plates when they went to a new design for the standard plate. When the screw holes are located are now White. A spray can of white paint fixed that!

My Older Vette Personalized License Plates:

2020 C8 Z51: Zora Always Wanted a ME Vette!



2017 C7 Grand Sport: Zora Built First Few Grand Sports as Race Cars

Note like C8 SC used an old plate design for Personalized License Plates. Must have a lot left over! They have used that same design since I got my personalized plate for my Street Rod in 2000!

Note: *I painted the screw caps to match the plate background*



2014 C7 Z51: Engine was an LT1



Note the screw caps are not in place, only the screw cap holders.

The South Carolina law helped make the decision on a plate holder! It is an issue in SC (*and some other states*) as it is against the law if any portion of any letter or number is covered by the plate frame. Was stopped by an officer and warned that the clear plastic cover on my wife's Cayenne must be removed! Fortunately I only received a warning! This applies to out-of-state cars as well. Police in Myrtle Beach were issuing \$125 ticket for frames covering portions of any words!

If fairness to the police, if they stop a car and try to define if it is stolen, they must be able to accurately define the state that issued the plate and the letter number combo. Rather than have them guess or define legally what amount of coverage is unacceptable, the law is clear-*no amount can be covered or even clear plastic cover.*

A simple, inexpensive perimeter metal frame was selected up to the E-Ray so as not to give that as a reason to be stopped!!

Loop Hole

In reading the SC Plate Cover Law there is an interesting loop hole! It allows the adding of a decal as long as it doesn't cover any part of any letter of number! By the wording adding the Corvette flags and Jake emblem shown on plates in the above photos, is fine! Checked with my SC Constable friend, and he agreed!

SC License Plate Display LAW

SECTION 56-3-1240: Display of license plates etc.

No other license plate, lighting equipment, except as permitted in Section 56-5-4530, tag, sign, monogram, tinted cover, or inscription of metal or other material may be displayed above, or upon the plate other than that which is authorized and issued by the Department of Motor Vehicles for the purpose of validating the plate. **It is not unlawful to place a decal or a frame on the license plate if it does not obscure any letters or numbers.**

SECTION 56-5-4530: Illumination of rear registration plate.

Either a tail lamp or a separate lamp shall be so constructed and placed as to illuminate with a white light the rear registration plate and render it clearly legible from a distance of fifty feet to the rear. Any tail lamp or tail lamps, together with any separate lamp for illuminating the rear registration plate, shall be so wired as to be lighted whenever the head lamps or auxiliary driving lamps are lighted.



Yep, SC must have had a large inventory of the old plate designs as up until the E-Ray, where the Personalized Plate style changed, it has been the same as the for my Street Rod built in 2000! I assembled the 8.2 Liter Chevy Crate Motor designated ZZ502 for 502cid/502hp








WA Technology

**“60” E-Ray, C8 Z51, 2017 Grand Sport & 2014 Z51 Stingray
Mods or Info Available As PDFs:**



60 PDFs discuss improvements or info about a E-Ray, C8, 2017 Grand Sport, 2014 Z51 Stingray function and/or esthetics. Some are minor and others, like installing “Low Dust Brake Pads” on C8 & C7s, have detailed information.

Below are the PDF's available. Click on picture or Blue PDF link or copy and paste the PDF link (Blue type) into your browser. Or email me at TechSupport@NetWelding.com and state the title desired, shown in Yellow:

E-Ray PDI & Info <i>Details of My E-Ray PDI</i> http://netwelding.com/E-Ray_PDI.pdf	
E-Ray 1st Mod <i>Details of My E-Ray Cross Brace</i> http://netwelding.com/E-Ray_Mod_1.pdf	
E-Ray Need Lift? <i>Yep, How I Scraped My Front Aero Panel</i> http://netwelding.com/E-Ray_Lift.pdf	
E-Ray PPF Bottom Of Rocker Panels <i>Small Amount of PPF Added To Rocker Panels</i> http://netwelding.com/E-Ray_PPF.pdf	
C8 Bigger Brakes <i>C8 Brakes Are Anemic Compared to Other MEs</i> http://netwelding.com/C8_Big_Brakes.pdf	
C8 PDR SD Card Selection <i>Things to Consider When Buying SD Card</i> http://netwelding.com/PDR_SD_Card.pdf	
E-Ray, C8, C7 eLSD vs Positraction <i>eLSD is a Modern Dif; Positraction is from 1960s</i> http://netwelding.com/eLSD_VS_Pos.pdf	

<p>E-Ray, C8 FWD Hybrid <i>WFWD Hybrid Provides More Power & MPG</i> http://netwelding.com/C8_FWD_Hybrid.pdf</p>	
<p>C8 Edge Red Engine Cover <i>Engine Cover Matches Valve Cover</i> http://netwelding.com/Engine_Cover.pdf</p>	
<p>C8 Engine Compartment Lights <i>Multicolor Lights Remote operated</i> http://netwelding.com/Engine_Lights.pdf</p>	
<p>C8 Side Skirts & Splitter <i>Install C7 Carbon side skirts & splitter on C8</i> http://netwelding.com/Side_Skirts.pdf</p>	
<p>C8 Z51, GS/C7 Z51 Ceramic Brake Pads <i>Performance Vettes have dusty brakes. These help!</i> http://netwelding.com/Ceramic_Pads.pdf</p>	
<p>C8 Low Restriction Air Intake <i>Low Restriction Air Filter Why & How To</i> http://netwelding.com/C8_Air_Intake.pdf</p>	
<p>C8 & C7 Splitter & C8 Condenser Mesh <i>Mesh Protects AC Condenser & Splitter Install</i> http://netwelding.com/CF_Splitter.pdf</p>	
<p>C8 NAV SD Card Removed Error <i>Error When SD Card and Reader Are Fine</i> http://netwelding.com/NAV_SD_Card.pdf</p>	
<p>C8/GS/C7 Splash Guards <i>GM splash guards. ACS Best Front Guards for GS.</i> http://netwelding.com/Splash_Guard.pdf</p>	
<p>Jacking a E-Ray/C8/GS/C7 Vette <i>Safely jacking either front only or back & front</i> http://netwelding.com/Jacking_A_C7.pdf</p>	
<p>E-Ray, C8 & C7 Plates & Frame; <i>Must Meet South Carolina Law</i> http://netwelding.com/License_Plate_Frame.pdf</p>	
<p>Change C8/GS/C7 Oil <i>WHY change your own oil and C7 Lifting Methods</i> http://netwelding.com/Changing_Oil.pdf</p>	
<p>E-Ray/C8/GS/C7 Mirror Proximity Alarm <i>Limit switch alarm warns when close to door frame</i> http://netwelding.com/Mirror_Proximity_Alarm.pdf</p>	
<p>Jacking Pads for E-Ray/C8/GS/C7 <i>Manual says Jacking Pads 2 1/2-inch max OD..</i> http://netwelding.com/Jacking_pads.pdf</p>	

<p>E-Ray/C8/GS/C7 Radar Power <i>For C7 tapped rear fuse panel. For GS tapped mirror</i> http://netwelding.com/Radar_Detector_Power.pdf</p>	
<p>E-Ray, C8 & C7 Wheel Chatter/Hop <i>Why sharp, low speed turns with cold tires causes the front tires to chatter/hop.</i> http://netwelding.com/Wheel_Chatter.pdf</p>	
<p>E-Ray/C8/GS/C7 Wheel Locks <i>Wheel locks, help protect your expensive wheels.</i> http://netwelding.com/Wheel_Locks.pdf</p>	
<p>Deer Whistle Installed on E-Ray/C8/GS/C7 <i>Do they work? Plus Install Info</i> http://netwelding.com/Deer_Whistle.pdf</p>	
<p>C8 & C7 Splitter Protector <i>Scrape Armor Protection for Splitter</i> http://netwelding.com/Splitter_Protectors.pdf</p>	
<p>E-Ray, C8 & C7 Cargo Area <i>Rear cargo area storage device and rear protector</i> http://netwelding.com/Rear_Cargo_Area.pdf</p>	
<p>C8 Front Coilover Tower Covers <i>Prevent water from filling Cast aluminum cavities</i> http://netwelding.com/Tower_Covers.pdf</p>	
<p>C8.R Info & GS Rear Diffuser (Fits Any C7) <i>Rear Carbon Flash Composite Diffuser</i> http://netwelding.com/Rear_Diffuser.pdf</p>	
<p>GS/C7 Belt Rattle <i>Passenger seat belt rattles against the seat back.</i> http://netwelding.com/Eliminate_Rattle.pdf</p>	
<p>Aluminum C8 & C7 Chassis and Repair <i>The C7 aluminum chassis. Includes weld repair info.</i> http://netwelding.com/Aluminum_Chassis.pdf</p>	
<p>Manage GS/C7 Spilled Gas & Door Lock <i>Protect when filling gas. Preventing door lock failure.</i> http://netwelding.com/Manage_Spilled_Gas.pdf</p>	
<p>GS/C7 License Plate Light <i>LED license plate light & cargo area bulbs</i> http://netwelding.com/License_Plate_Light.pdf</p>	
<p>E-Ray/GS/C7 Door Panel Protector <i>Black plastic protector prevents scuffing of door</i> http://netwelding.com/Door_Panel_Protector.pdf</p>	
<p>GS/C7 Improved Cup Holder <i>A solution to the cup holder spilling</i> http://netwelding.com/Improved_cup_Holder.pdf</p>	

<p>C7 Carbon Fiber Grille Bar <i>Install genuine carbon fiber grille bar overlay</i> http://netwelding.com/CF_Grille_Bar.pdf</p>	
<p>GS/C7 Blind Spot Mirror <i>Smaller rear and side windows cause C7 blind spots.</i> http://netwelding.com/Blind_Spot.pdf</p>	
<p>GS/C7 Skid Pad Protector <i>After the air dam, the aluminum "skid pad" hits</i> http://netwelding.com/Skid_Pad_Protector.pdf</p>	
<p>GS/C7 OnStar Lights <i>Rear view mirror OnStar LED's, at a quick glance, look like a police car flashing light! This is a fix.</i> http://netwelding.com/OnStar_Lights.pdf</p>	
<p>GS/C7 Skip Shift Eliminator <i>Skip Shift Eliminator install</i> http://netwelding.com/Skip_shift_Eliminator.pdf</p>	
<p>GS/C7 Catch Can & Clean Oil Separator <i>What is Coking and how to reduce the potential</i> http://netwelding.com/Catch_Can.pdf</p>	
<p>GS MGW Flat Stick Shifter <i>The MGW shifter shortens throw and is more precise</i> http://netwelding.com/MGW_Shifter.pdf</p>	
<p>GS/C7 Round Shift Knob <i>A round shift knob shortens throw on OEM shifter</i> http://netwelding.com/Shift_Knob.pdf</p>	
<p>GS/C7 Stingray Sill Plate <i>Stingray sill plate replaces original.</i> http://netwelding.com/Sill_Plate.pdf</p>	
<p>GS/C7 Nylon Bra <i>Nylon Bra Stops Bugs. Fits with Stage 3 Winglets</i> http://netwelding.com/Nylon_Bra.pdf</p>	
<p>GS/C7 Clutch Fluid Change <i>Clutch fluid after 3000 miles gets dirty</i> http://netwelding.com/Clutch_Fluid.pdf</p>	
<p>C7 Carbon Fiber Hood Vent <i>Replaces Plastic Hood Vent</i> http://netwelding.com/Hood_Vent.pdf</p>	
<p>GS/C7 Cold Air Intake <i>Low Restriction Air Filter & Duct</i> http://netwelding.com/Cold_Air_Intake.pdf</p>	
<p>GS/C7 Soler Modified Throttle Body <i>For Improved Throttle Response</i> http://netwelding.com/Soler_Mod_TB.pdf</p>	

<p>GS Splitter Stage 3 Winglet <i>Stage 3 Winglets Integrate with Spats</i> http://netwelding.com/Stage_3_Winglets.pdf</p>	
<p>C7 Removing GM Plastic Film <i>How To Remove The Rocker Panel Film</i> http://netwelding.com/Rocker_Panel_Film.pdf</p>	
<p>GS 2LT to 2.5 LT <i>Red Upper Dash Pad Like 3LT</i> http://netwelding.com/Red_Dash_Pad.pdf</p>	
<p>Jake Emblem/Decals for GS <i>Jake Symbols Support GS Racing Image</i> http://netwelding.com/Jake_Emblesms.pdf</p>	
<p>Rusty GS/C7 Muffler <i>Why the C7 muffler rusts way to turn matte black.</i> http://netwelding.com/Muffler_Rust.pdf</p>	
<p>GS Engine Compartment Mods <i>Cosmetic Additions in Engine Compartment</i> http://netwelding.com/Engine_Compartment.pdf</p>	
<p>GS Vitesse Throttle Controller: Fits All C7s <i>Adjustable Throttle-by-Wire Control</i> http://netwelding.com/Throttle_Control.pdf</p>	
<p>Boomy Bass Solution <i>Use Presets to Adjust Bass etc. Tone/Balance</i> http://netwelding.com/Boomy_Bass</p>	
<p>GS/C7 Air Dam, Functions <i>Why Missing from Z51, Some GS & Z06</i> http://netwelding.com/Air_Dam.pdf</p>	
<p>Rusty GS/C7 Muffler <i>Why the C7 muffler rusts way to turn matte black.</i> http://netwelding.com/Muffler_Rust.pdf</p>	
<p>Engineering a ProStreet Rod <i>How Our '34 ProStreet Rod Was Designed and Built</i> http://netwelding.com/Engineering%20Street%20Rod%203-08.pdf</p>	
<p>Motorsports Welding Article <i>Wrote Article on NHRA and NASCAR Chassis Design</i> http://netwelding.com/Motorsports_Welding_2018.pdf</p>	